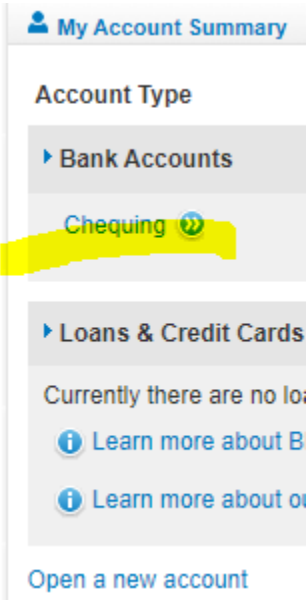


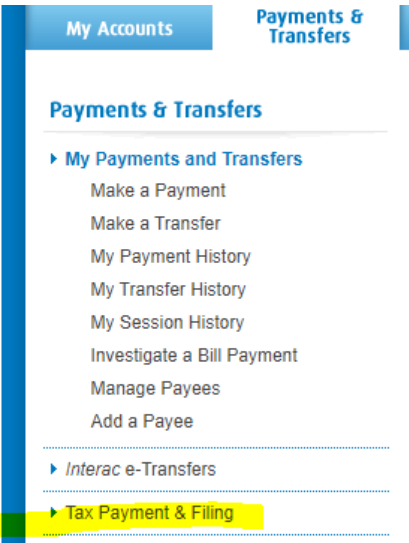


**RT Consulting - Chartered Professional Accountants**

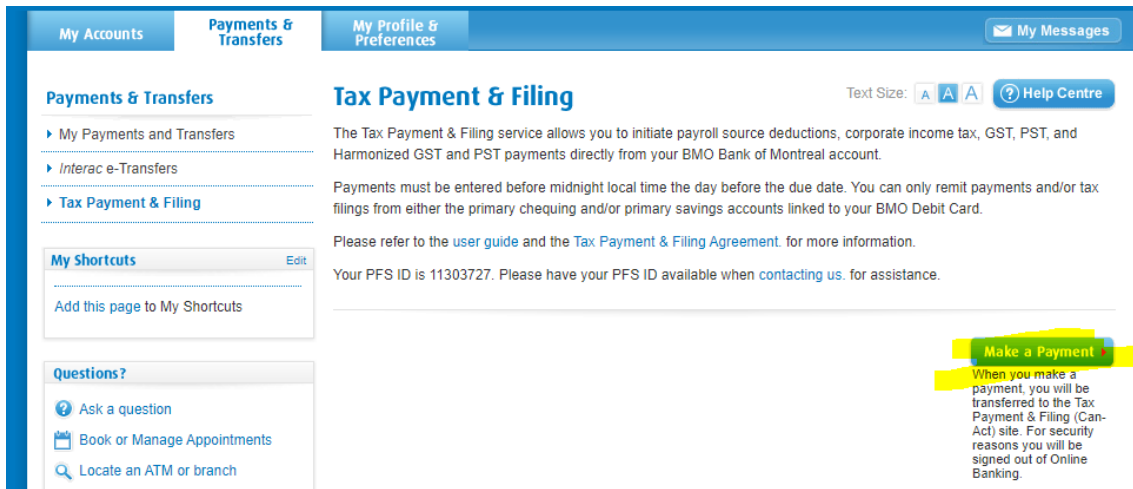
- 1. Login to your online bank account.
- 2. Go to your Business Account.



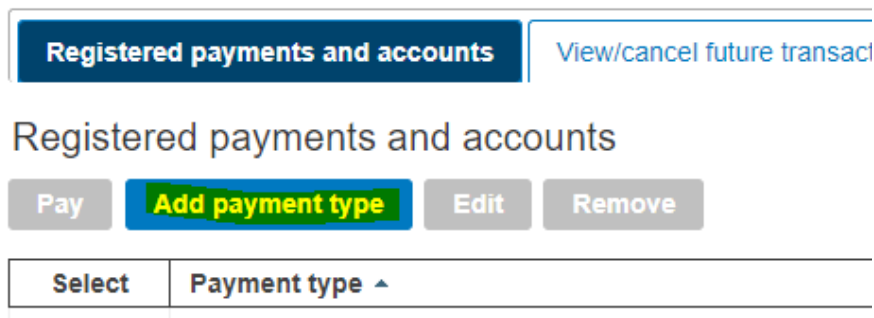
- 3. On Left hand side of the screen, Click on “Payments”.
- 4. Then click on the bottom option “Tax Payment and Filing”



5. Click on “Register Now” and then click “Make a payment” at the bottom



6. Click “Add Payment Type” and select “Federal GST/HST payment only – GST-P (GST\_P)”



7. Under Tax Account Number box, please **enter your nine-digit business number** and then add RT0001, for example, “123456789RT0001” > Click “Add this Payment Type”

Government tax payment and filing service:

☒ All tax types  
☐ Federal tax  
☐ Provincial tax

Please Select ..

---

Select a payment type and click Next

| Payment type  |
|---|
| Federal - GST/HST Return and Payment -- GST34 -- (GST34)  |
| Federal - GST/HST Balance Due -- GST-B                    |
| <b>Federal - GST/HST Payment only -- GST-P -- (GST-P)</b> |
| Federal - Garnishee of Individual -- GRNIN -- (RC103)     |
| Federal - Garnishee of RC account -- GRNRC -- (RC103)     |
| Federal - Garnishee of RP account -- GRNRP -- (RC103)     |

8. Click and go to "Tax payment & Filing main menu" window
9. Select the account number you need to pay and click "make a Payment"
10. Now you can make your payment