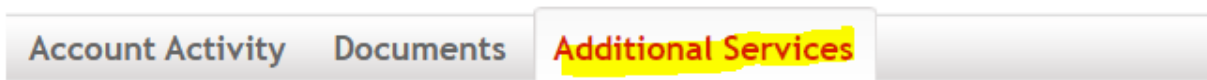




RT Consulting - Chartered Professional Accountants

1. Login to your online bank account.
2. Go to your Business Account.
3. Go to your Chequing /current acct
4. On Top find the Tab **Additional Services**



▶ **Order cheques**

Whether you need to order new cheques, reorder cheques or simply check the status

▶ **Pay your business taxes**

Paying your taxes online is more convenient than ever. Think of the time you'll save.

▶ **Interac e-Transfer**

It's a convenient, fast and secure way to send and receive money.

5. Then click on → pay your business taxes → next
6. If require Fill out all the requested information
 - Legal Business Name:
 - Contact Name:
 - Telephone Number:
 - Select the account



Registered payments and accounts



7. Click "Add Payment Type" and select **"Federal – Corporation Tax Payments – TXINS"**

Please select a payment type category

Government tax payment and filing service:

☒ All tax types

☐ Federal tax

☐ Provincial tax

Please Select ...


Select a payment type and click Next


Payment type
Air Traveller's Security Charge -- ATSC
CRA Rent subsidies repayment -- CERS
CRA Wage subsidies and hiring program repayment -- REPAY -- (CEWS & CRHP repayment / Remb. SSUC & PEREC)
Fed - Pensionable and Insurable Earnings review -- PIER -- (PD101)
Federal - Benefits and Credits - Repayment -- BCRP -- (CTB3)
Federal - Corporation Income Tax Balance Due -- TXBAL
Federal - Corporation Tax Payments -- TXINS
Federal - Excise Duty -- FDEXD

8. Under Tax Account Number box, please enter your nine-digit business number and then add RC0001, for example for your business, "000000000RC0001" > Click "next or Add this Payment Type" and company year end (e.g. Dec 31)

[Home](#) > [Registered payments and accounts](#) > [Add payment type](#)

Add payment type



Federal - Corporation Tax Payments -- TXINS



Select payment type

* Required information

Tax account number *



Fiscal year begins (month/day) *

9. Click Pay

10. Select the account number you need to pay and click "make a Payment"

11. Now you can make your payment -Make sure you provide the correct information.
Pay from: Pay from business checking acct. Select the correct year.